

April 2015

GP Newsletter



Welcome to the April edition of the GP Newsletter

Lithium: Could your Patients be at Risk?

We would like to raise awareness of lithium-induced nephrogenic diabetes insipidus as there is a pending inquest where a patient experienced a delayed diagnosis of the condition.

The symptoms were reported in Primary Care however, the link was not made with the symptoms and the medication she had been taking for many years.

The literature indicates 40-50% of patients on long term lithium therapy can develop nephrogenic diabetes insipidus. This causes the patient to excrete more urine, hence drink more fluid (often to excess). This side effect is not necessarily associated with toxic lithium levels and may not be flagged when undertaking routine renal function tests. Therefore, if your

patient reports being thirsty and urinating excessively, please be aware this may be associated with lithium induced diabetes insipidus and should be investigated further. As patients are able to manage this condition by freely drinking fluids, it is possible we may have more undiagnosed cases in the community.

We would encourage you to consider whether any of your patients currently on lithium therapy could have nephrogenic diabetes insipidus.

Helen Jones Patient Safety Lead
Corporate Nursing Directorate



New

Joint email account UHLGPServices@uhl-tr.nhs.uk

Jade Atkin and Catherine Headley can now be contacted using a joint email address!

Due to the nature of our individual working patterns we have set up a joint email address that will ensure messages are picked up and actioned each working day. Our personal accounts are also still active but the use of this address will help ensure that general communications, queries and issues are dealt with promptly.




Jade Atkin
Head of Services for GPs
Tel: 0116 258 8598
Usual working days:
Wednesday, Thursday and Friday



Catherine Headley
GP Engagement Coordinator
Tel: 0116 258 8598
Usual working days:
Monday, Tuesday and Wednesday

New Advice & Guidance Services on choose and book

Advice and Guidance is provided in order that a Clinician can ask another clinician/specialist for their advice on a treatment plan and/or the on-going management of a patient; ask for clarification (or advice) regarding a patient's test results or to seek advice on the appropriateness of a referral for their patient (e.g. whether to refer, or what the most appropriate alternative care pathway might be).



The new services offering Advice and Guidance are:

Service	Specialty
Adult Hand & Wrist Service - T&O - GH - RWE	Surgery - Not Otherwise Specified
Adult Dupuytren's Disease - T&O - GH - RWE	Surgery - Not Otherwise Specified

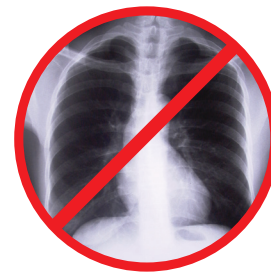
The existing services offering Advice and Guidance are:

Service	Specialty
General Haematology - Clinical Haematology - LRI - RWE	Haematology
COLORECTAL SERVICE CLINIC - COLORECTAL SURGERY - LGH - RWE	GI and Liver (Medicine and Surgery)
Adult General Dermatology Service - Dermatology - LRI - RWE	Dermatology
Adult General Hepatology Service - Hepatology(Medical non surgical) - LRI - RWE	GI and Liver (Medicine and Surgery)
HEPATOBIILIARY & PANCREATIC SPECIALISED SURGERY-H&P-LGH-RWE	GI and Liver (Medicine and Surgery)
Adult general surgery service clinic - general surgery- LRI- RWE	Surgery - Not Otherwise Specified
ADULT INGUINAL HERNIA CLINIC-GENERAL SURGERY-LRI-RWE	Surgery - Not Otherwise Specified
ADULT NON-INGUINAL HERNIA CLINIC-GENERAL SURGERY-LRI-RWE	Not Otherwise Specified

Please follow this link to access instructions for Advice and Guidance

<http://www.leicestershospitals.nhs.uk/professionals/gp-referrals/choose-and-book/>

Our Services... *your* thoughts!



A new section of the newsletter is being launched. We want your feedback and input into services provided by UHL.

You are welcome to feedback about any aspect of our services, both positive and negative, however periodically we will ask for specific areas of feedback so we can concentrate on developing certain aspects of service provision.

This is not intended to replace the complaints procedure or any other formal procedures in place.

We are merely asking for constructive feedback in order to engage you in service development.

We welcome comments, suggestions and examples of your experiences of working with UHL from both Clinical and Administrative colleagues.

Current hot topics:

GP Hotline - We are currently reviewing the GP Hotline and are interested in feedback regarding if and how you utilise the service and your experiences regarding accessibility of advice and information.

Please get in touch and help us provide better services for you and your patients.

To feedback, click on the link and email

UHLGPServices@uhl-tr.nhs.uk



Emergency Generator Testing

Reminder of dates and times when the Direct Access Imaging Service will be **unavailable** due to essential generator testing.

Upcoming test times

Friday 08 May 2015

08:15 - 09:15

Monday 08 June 2015

08:15 - 09:15

Nick Clark,

Radiology Site Manager

0116 256 3624

Updated UHL policy

Prevention of contrast induced nephropathy (CIN) in adults on metformin

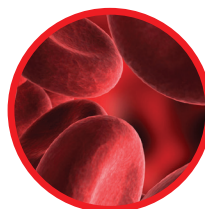
This policy deals with diabetic patients who take metformin and who are to be given either intravenous or intra-arterial radiological contrast for an imaging procedure. This revised and updated policy changes the group of patients who must withhold their metformin for 48 hours after contrast and who must also have their estimated glomerular filtration rate (eGFR) checked before they are advised to recommence taking their metformin.

- For patients with an eGFR > 60 ml/min there is now no need to withhold metformin.
- For patients with an eGFR < 60ml/min, they must withhold their metformin for 48 hours after contrast. A blood test should be done 48 hours after the contrast has been given and metformin should not be restarted until the result

has been reviewed and the renal function is noted to be stable. If the 48 hour eGFR result is <30ml/min then further advice on the patient's diabetes control and renal impairment should be considered and specialist advice from the nephrologist is recommended.

All outpatient and day-case patients who have had their metformin withheld will be asked to contact their GP to arrange a 48-hour blood test after the radiological examination. Their GP will be responsible for recommencing metformin therapy once he/she knows the result of the 48-hour eGFR measurement.

The patient will be given an advice leaflet explaining the reasons for arranging a 48-hour blood test



including symptoms to look out for. Their GP surgery will be faxed with a letter advising the surgery that the patient has had their metformin treatment withheld and that they will be attending for a blood test to check renal function. They will also have been told to wait to hear from their GP when it is safe to restart their metformin treatment.

The full Policy is in the process of being uploaded onto PRISM

Andy Mear

Senior Radiographer

Dr Rajesh Arumugam

Consultant Radiologist

For further information please contact Dr Arumugam's secretary on 0116 258 8218

Review of Musculoskeletal Radiology Event

Our recent **Musculoskeletal Radiology** event held on 19 March 2015 was well attended by GPs.

This CPD session was designed to highlight the options available when referring patients for Radiological investigations, promote the guidelines regarding joint injections in the community and to update GPs on the Commissioning aspects of Radiology investigations.

Presentations were given by Dr Suchi Gaba, Consultant Musculoskeletal Radiologist, Mr Maneesh Bhatia, Consultant Orthopaedic Surgeon and Jane Chapman, Chief Strategy and Planning Officer ELRCCG.

The feedback received following the event rated the Clinical presentations as 'good' in both quality and usefulness.

Suggestions for improving our events have been reviewed and taken into

account in planning the upcoming GP Education Events being arranged for:

Thursday 18 June 2015

from 6:30pm - focusing on Renal and Urology Radiology Investigations.

Thursday 17 September 2015

focusing on Gynaecological Radiology Investigations.

Please note these dates in your diary.

Further details will be circulated shortly. If you have any further suggestions for future events or would like to input regarding the content and/or outcomes of the upcoming sessions we would encourage you to get in touch at UHLGPServices@uhl-tr.nhs.uk

Newly appointed Rheumatology

Dr Durrani was trained in London, at Guys & St Thomas and Kings College Hospitals where he completed his Masters degree in Rheumatology.

His specialist interests include early Arthritis, CTD and Vasculitis. Dr Durrani is dual accredited with a strong background in General Internal Medicine. Before joining University Hospitals of Leicester he worked as Locum Consultant at Kings College



Hospital where he developed an enthusiasm for teaching and is keen to take a more prominent teaching and education role here in the near future. Whilst at Leicester he is planning to develop a dedicated lupus clinic.

Leicestershire Medicines Strategy Group

New

Newsletter



This newsletter is designed to keep you informed of LMSG outcomes and will be distributed monthly.

Please ['click here'](#) to access the current Newsletter.

Leicester Medicines Strategy Group is working on behalf of the Leicester, Leicestershire & Rutland Health Community to support safe, rational and cost-effective prescribing

Rapid Access Chest Pain Clinic

The latest Rapid Access Chest Pain Clinic referral forms are now available on PRISM.

Helen Gaunt and Helen Kika
Cardiac Specialist Nurses



Consultant update

Starters

Dr Selvakumar Panchatsharam	Anaesthetics
Dr Mirjana Cvetkovic	Anaesthetics
Dr Anna Rizzello	Transplant Surgeon
Dr Maumer Durrani	Rheumatology

More updates

We note the retirement of Dr Laurence Brown, Consultant Histopathologist and the tragic death in service of Dr Edwyn (Wren) Hoskyns.

GP Education & Events

Leicestershire Palliative Care Group Study Day: GI Cancers

Thursday 14 May 2015

9.00am - 4.00pm

Venue:

Leicester Race Course

Cost: £45 including lunch

Contact:

Karen Mann

karen.mann@uhl-tr.nhs.uk

0116 258 7512

Agenda

- The Surgical Management of Upper GI Cancers, Mr David Exon, Consultant Surgeon
- The Role of Radiology in Diagnosis and Treatment, Dr Peter Rodgers, Consultant Radiologist
- Managing GI Symptoms, Dr David Miodrag, SpR in Palliative Medicine
- 'To Feed or Not to Feed - What are the Options?', Dr Laura Clipsham, Consultant in Palliative Medicine
- Chemotherapy, Dr Catherine Knox, Oncology SpR
- Radiotherapy, Dr Kiran Kancharla, Consultant Oncologist

Renal and Urology Radiology

Thursday 18 June 2015

6:30pm - 9:00pm

Hot food buffet from 6:30pm

Venue:

Clinical Education Centre,

Glenfield Hospital

Cost: Free for GPs

Contact:

Catherine Headley

UHLGPServices@uhl-tr.nhs.uk

0116 258 8598

Agenda

- Dr Rajesh Arumugam, Consultant Radiologist will present on How imaging can assist in the treatment of Loin pain and Haematuria
- Professor Masood Khan, Consultant Urologist will present on the Management of Haematuria: Guidelines and Resources

Joint Injection Course

Saturday 27 June 2015

8.30am - 1.30pm

Venue:

Leicester General Hospital

Cost: £50.00 per person which includes morning coffee break

Contact:

Nichola Coleman

nichola.coleman@uhl-tr.nhs.uk

0116 256 3016

Course Organiser:

Mr Maneesh Bhatia, Consultant Orthopaedic Surgeon

Maneesh.Bhatia@uhl-tr.nhs.uk

Course Objectives:

'What to inject, what not to inject and how to inject?'

Course Description:

- Hands on course for GPs to cover Knee, Shoulder, Elbow, Hand, Wrist, Foot and Ankle and Trochanteric Bursitis
- In the first half of the morning there will be lectures by Orthopaedics Consultants to discuss anatomy, portals, technique and contraindications
- After the break, participants will be split into six groups. These groups will visit the six stations in rotation (Shoulder, Elbow, Hand/Wrist, Knee, Foot/Ankle, Trochanteric Bursa) where the consultant in charge will help them to practice the injection skills on feedback models.



If you would like more information about any articles in the newsletter or have suggestions for future editions, please do get in touch.

Catherine Headley

0116 258 8598

07432 623 350

UHLGPServices@uhl-tr.nhs.uk

And finally...

For general information such as referring to us, GP education and previous editions of the GP newsletter, you can find it all (home or at work) by clicking here:

www.leicestershospitals.nhs.uk/professionals/

