

GP Newsletter

SAVE THE DATE
Leading Change Conference
5th Dec 2013



Welcome to the October edition of the newsletter


Quality Discharge Letters?

Let Steve know if you have a letter problem!

We are very keen to ensure that the discharge letters you receive from us are correct and give you all the information that you require.

If for any reason a discharge letter falls short of this, please email Dr Steve Jackson (UHL Chief Medical Information Officer) with the details and he will investigate.

Steve's email address is:
steve.jackson@uhl-tr.nhs.uk



Leading Change Conference

Joint UHL Consultant & LLR GP Conference

King Power Stadium, Leicester

Thursday 5 December 2013 (12.30pm – 5pm)

University Hospitals of Leicester (UHL) NHS Trust

Please do come along and help us create pathways that work!


With all of the changes and challenges in the NHS, we thought we'd create an opportunity for discussion and networking. The event enables you to discuss key patient issues including referral pathways & clinical cases, giving you the chance to develop networks and influence stakeholders.

It will also give you the chance to put questions to key people in our trust and enable you to influence and become involved in important patient pathways.

To register, please email sam.thurlow@uhl-tr.nhs.uk

An attendance certificate will be available.

The final programme will be out soon so watch this space



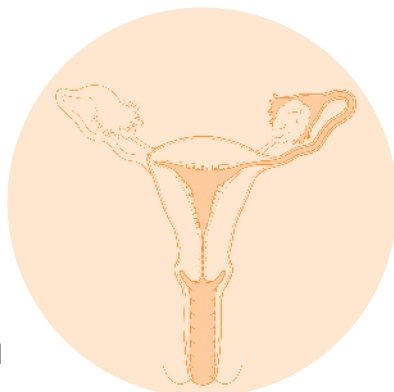
Gynae Oncology – New 2ww Pro-forma from February 2014

There have been a number of issues with 2ww referrals in Gynaecology. One of the issues relates to the fact that there are four different cancers incorporated within the Gynae 2ww referral system and the pathways of investigation for each one differ, depending on which cancer is being investigated.

There have also been a considerable number of patient referrals who are unaware that they are being referred for the exclusion of cancer with a very low risk of cancer, e.g. patients who are pre-menopausal with irregular bleeding and very young girls with post-coital bleeding but no obvious abnormality on the cervix.

Also included in this category are patients with ovarian cysts or ovarian masses, again, with a low risk of malignancy. The capacity of the 2ww system is very hard-pressed by the number of referrals and ongoing symptoms cannot be managed once a cancer has been excluded. This can be very upsetting for patients if they are not aware of the reason for their referral.

With a view to developing a greater understanding of the 2ww referral and investigation pathways in Gynaecology, **we are re-launching the referral form and organising some educational events** to increase understanding. We hope this will result in patients being better triaged to the appropriate areas of the Gynaecology Service for their ongoing management.



The function of this referral is to specifically exclude or confirm a diagnosis of cancer. If the patient does not have cancer, she is not going to have ongoing gynaecology management. Instead, patients who do not have cancer will be referred back to the GP for arrangement of ongoing care.

REFERRAL – 2WW GYNAECOLOGY

From: Address:	Referring GP's name: PCT code: Tel no: Fax no:
Post code: Date of Referral:	
Patient Details: Name: Address:	DOB: Gender: Tel No (home): Tel No (alt): Tel No (mob): New NHS No: First language: Interpreter required: Yes <input type="checkbox"/> No <input type="checkbox"/>
Postcode: Has patient previously visited this hospital? Yes <input type="checkbox"/> No <input type="checkbox"/>	
Referral information (please tick boxes) Cancer type suspected: Ovary <input type="checkbox"/> Cervix <input type="checkbox"/> Endometrium <input type="checkbox"/> Vagina/vulva <input type="checkbox"/>	
To be completed by the GP prior to referral OVARY Symptoms & Signs <input type="checkbox"/> Abdominal Swelling <input type="checkbox"/> Pain <input type="checkbox"/> Mass <input type="checkbox"/> Ultrasound Scan findings:	
CA125 To be completed by Gynaecologist on receipt of referral RMI Menopausal status <input type="checkbox"/> x CA125 = Total = Post Menopausal <input type="checkbox"/> Pre Menopausal <input type="checkbox"/> Inter-menstrual Bleeding <input type="checkbox"/>	
ENDOMETRIUM Symptoms Post Menopausal Bleeding <input type="checkbox"/> On HRT <input type="checkbox"/> Inter-menstrual Bleeding <input type="checkbox"/> Duration of Bleeding	
VULVA Suspicious Vulval Lesion Yes <input type="checkbox"/> No <input type="checkbox"/>	
CERVIX Suspicious Cervical Lesion Yes <input type="checkbox"/> No <input type="checkbox"/> Post-coital Bleeding Yes <input type="checkbox"/> No <input type="checkbox"/>	

Changes to local sexual health services



Staffordshire and Stoke on Trent Partnership NHS Trust

has been awarded the contract to provide integrated sexual health services to the people of Leicester, Leicestershire and Rutland and the new contract will start on 1 January 2014.

The contract will deliver a one stop shop for all contraception and sexual health services, delivered over extended opening hours and in easily accessible locations across the whole of LLR region.

As part of these changes there will no longer be a GU clinic at the Royal Infirmary.

More details will be provided in the November newsletter.

Dermatology App available for download

Leicester University in conjunction with Dr Ingrid Helbling (UHL Dermatologist) have produced the British Association of Dermatologists 'Dermatology Medical Student edition' app.

The app has an exam zone with exam style questions and also incorporates 'Dermatology: a handbook for medical students & junior doctors'.



The app can be downloaded from itunes:
<https://itunes.apple.com/gb/app/dermatology-medical-student/id670207116?mt=8>



MSC Endocrinology module 2014 dates



The module is a nuts and bolts introduction to clinical endocrinology aimed at GP level which covers the common things you will see and tells you how to spot the rarities. The module can either be done as a stand alone non-sugar endocrine entity or as part of the bigger diabetes MSC course.

Further information can be accessed:

Email: mscdiabetes@leicester.ac.uk or visit the link:
<http://www2.le.ac.uk/departments/health-sciences/PG/pgt/diabetes>

To book a place please email: harjinder.panacer@uhl-tr.nhs.uk and Caroline.Sissling@uhl-tr.nhs.uk

The first event is Thursday 7th November from 1pm to 4.30pm at Leicester General Hospital.

For further details, please see the educational events section at the back of this newsletter.



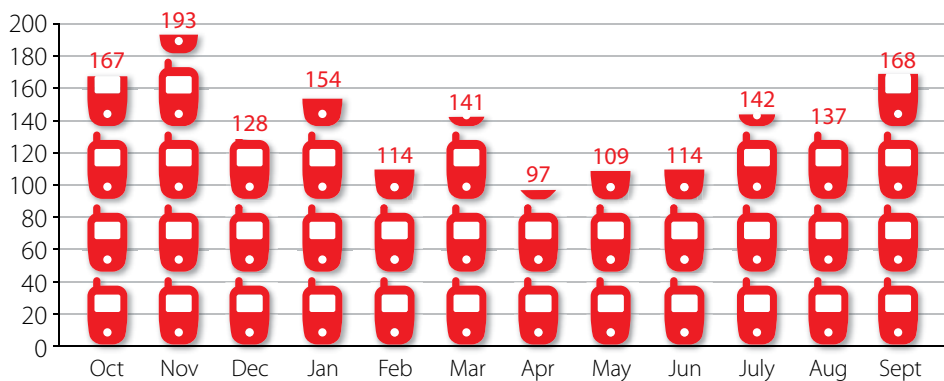
GP hotline

Tel: 0116 258 4858

highlight report
October 2013

Since the GP hotline was launched in May 2012, it has received the following number of calls:

Total number of calls




Right and below are three examples of the types of calls received by the GP Hotline this month:

I would like to speak to a paediatric endocrinologist about a patient of mine, a 9 yr old boy whom I suspect to have hypogonadism - i.e. he has very tiny genitals and testes and wanted to know if he is to be referred directly or should he wait till his puberty?

I have a patient who is intolerant to three statins, with raised cholesterol of 6.2 and high CVS risk. What further options are there for reducing cholesterol?

I need to get advice from a neurology consultant regarding treatment of a suspected cluster headache, with cardiac condition



GP hotline online

You can email requests to the GP hotline through our website. Your request will be actioned in real time between the hours of 9am - 6pm Monday to Friday.

The online form can be found by clicking here:

<http://www.leicestershospitals.nhs.uk/professionals/gp-hotline-online-request-for-help/>

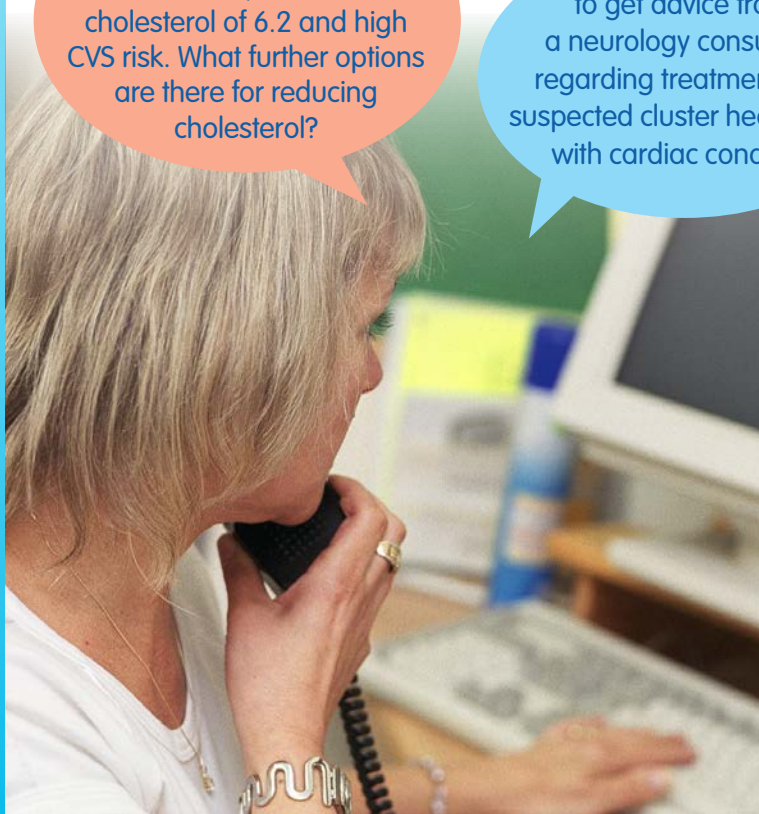
Alternatively, you can ring the GP hotline on 0116 258 48 58 and press option 2.



Consultant update

Starters

Dr Mark Finney	Obstetrics
Dr Premkumar Sundaram	Children's Services
Dr Michael Williamson	Children's Services
Dr Aparna Deshpande	Imaging
Dr Vahini Naidoo	Imaging
Dr Gareth Lewis	Emergency Care
Dr Arunthathi Mahendran	Renal, Respiratory & Cardiac
Dr Donna Appleton	Specialist Surgery



Calendar of forthcoming GP education

GP education and evidence of our learning has never been at a more important stage. Here in Leicestershire we are working together as providers of GP education to support a good range of quality learning events. Through collaborative work we have created a new

web page that should provide you with all the information you will need for your appraisal and revalidation, plus a calendar for CPD for the upcoming year.

www.llrappraisal.co.uk

Dr Leslie Borrill

Locality Clinical Lead, GP Beaumont Leys



GP Education

For further information about our GP educational events programme, please visit:

<http://www.leicestershospitals.nhs.uk/professionals/gp-education/>

Forthcoming GP education events:

**Thursday 7th November
from 1300 to 1630 hrs**

Gynaecological Cancer Teaching Session

The Clinical Skills Training Centre,
Seminar Rooms C and D, Leicester General Hospital

Opportunity to Learn Practical Clinical Skills in a 'Hands-on' Environment:

- Pipelle endometrial sampling
- Ovarian Masses and Use of the Risk of Malignancy Index

Updates:

- The New 2WW Gynaecological Cancer Pro-forma
- The Latest in the Management of Post Menopausal Bleeding

Lunch is provided

Cost - £30.00 Cheques to be made payable to:
University Hospitals Leicester NHS Trust.

To book, please email:

harjinder.panacer@uhl-tr.nhs.uk and
Caroline.Sissling@uhl-tr.nhs.uk

If you have any queries, telephone:

Caroline Sissling on 0116 258 5485 or
07876 391 213 or Quentin Davies on 0116 258 4832.

MSC Endocrinology module

For further information please visit the website:

<http://www2.le.ac.uk/departments/health-sciences/PG/pgt/diabetes>

The dates for the next module are:

23 Jan 2014 24 Jan 2014 10 Feb 2014 11 Feb 2014
12 Feb 2014 Exam 10 Apr 2014

The cost of this module is £950 per person.

GP events attended by UHL consultants:

Wednesday 18th September 2013

Leicester City CCG Protected Learning Time (PLT)

Dr Toby Delahooke primary biliary cirrhosis & hepatitis:
what's new

Dr Miles Levy how to manage andropause

Dr Manish Pareek predict study:
screening migrants for tuberculosis

Mr Girish local infertility pathway guidelines.

Podcasts

The HIS firewall currently prevents practices from accessing Vimeo videos which our Podcasts are. We are in conversation with HIS to find a solution to this issue.



Please contact Liz Sahu with suggestions for future podcasts.



And finally...

For general information such as referring to us, GP education and previous editions of the GP newsletter, you can find it all (home or at work) by clicking here:

<http://www.leicestershospitals.nhs.uk/professionals/>



If you would like more information about any articles in the newsletter or have suggestions for future editions, please do get in touch.

Liz Sahu

0116 258 8598 / 07432 623 350

liz.sahu@uhl-tr.nhs.uk

