

















	A&E (UHL+ LLR UCC) - Total Time in A&E (4hr Wait)	95%	83.2%	80.6%	N/A	
	12 Hour Trolley Waits In A&E	0	0	40	11	
	MRSA (All)	0	3	4	3	
	Clostridium Difficile	61	57	68	60	
	% Of All Adults Who Have Had VTE Risk Assessment On Admission To Hospital	95%	95.8%	95.4%	95.8%	
	Never Events	0	8	8	4	
	Single Sex Accommodation Breaches (patients affected)	0	58	30	60	
	SHMI Mortality	<=99	99	98	102	
	Delayed Transfers Of Care	3.5%	1.5%	1.9%	2.4%	
	Urgent Operations Cancelled Twice (UHL+ALLIANCE)	0	0	0	3	
	Operations cancelled for non-clinical reasons on or after the day of admission	1.0%	1.1%	1.2%	1.2%	
	RTT - incomplete 92% in 18 weeks	92%	84.7%	85.2%	91.8%	
	RTT 52 Weeks+ Wait (Incompletes)	0	0	4	24	
	Diagnostic Test Waiting Times	1.0%	0.9%	1.9%	0.9%	
	Cancer: 2 Week Wait From Referral To Date First Seen - All Cancers	93%	92.3%	94.7%	93.2%	
	Cancer: 2 Week Wait From Referral To Date First Seen - For Symptomatic Breast Patients	93%	79.3%	91.9%	93.9%	
	All Cancers: 31 Day Wait From Diagnosis To First Treatment	96%	95.2%	95.1%	93.9%	
	All Cancers: 31 Day For Second or Subsequent Treatment - Anti Cancer Drug Treatments	98%	99.6%	99.1%	99.7%	
	All Cancers: 31 Day For Second or Subsequent Treatment - Surgery	94%	86.1%	85.3%	86.4%	
	All Cancers: 31 Day For Second or Subsequent Treatment - Radiotherapy Treatments	94%	97.9%	95.4%	93.5%	
	All Cancers: 62 Day Wait For First Treatment From Urgent GP Referral	85%	75.2%	78.2%	78.1%	